

ETF InvestmentView

OVER THE LAST WEEK
AS OF MARCH 14, 2024

Quick Take

+ As the market continues to top new all-time highs, all trend and momentum signals are on, leading to a positive short-term model.

+ The long-term model continues to remain slightly positive driven by strong market breadth and global equity market trends.

+ Equity market risk remains low with the VIX sitting below 15 and bond market risk has trended lower as of late, with the MOVE index nearing 6-month lows.

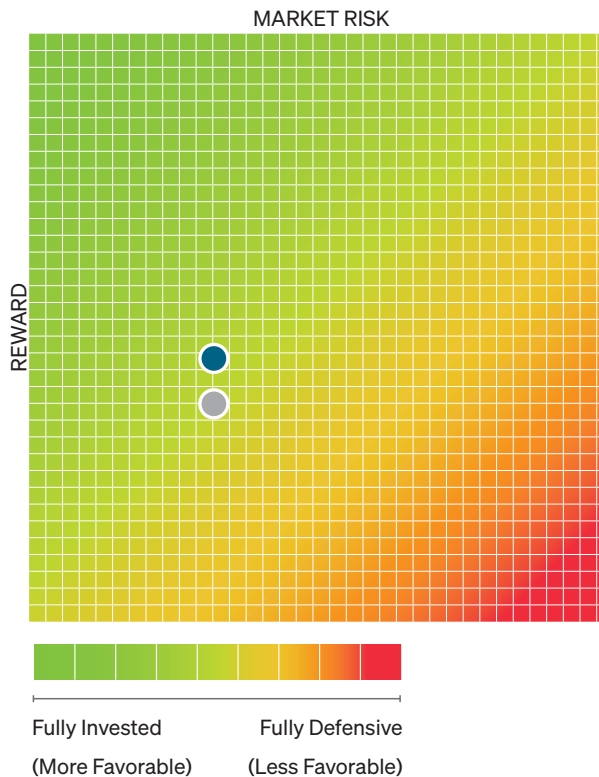
OVERALL MODEL OUTPUT



A Closer Look at Our Tactical Positioning Targets

Some Meeder Portfolio strategies utilize our Defensive Equity Strategy to determine what portion of the portfolio's equity sleeve will be invested in the equity markets. The dynamic statistical model analyzes and ranks over 70 different factors from our short, intermediate, and long term models to estimate the potential reward and marketplace risk of the equity markets. When the model indicates that the risks of the stock market may be greater than its potential rewards, the portfolios can scale back their equity exposure.

DEFENSIVE EQUITY SNAPSHOT



 As of March 14, 2024  As of February 9, 2024

DEFENSIVE EQUITY ALLOCATION



UNDERSTANDING THE DEFENSIVE EQUITY SNAPSHOT

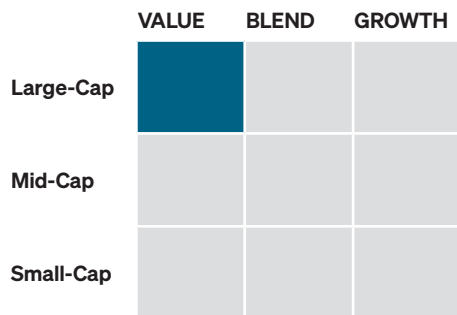
The vertical axis of the grid combines the scores of our short, intermediate and long-term models to arrive at the reward value for the stock market. The horizontal axis represents the model's internal measure of stock market risk. The reward value is divided by marketplace risk to arrive at our recommended percentage of Net Equity Exposure. The allocation of each portfolio's equity sleeve will vary depending on the strategy of the portfolio.

Meeder Equity Strategy

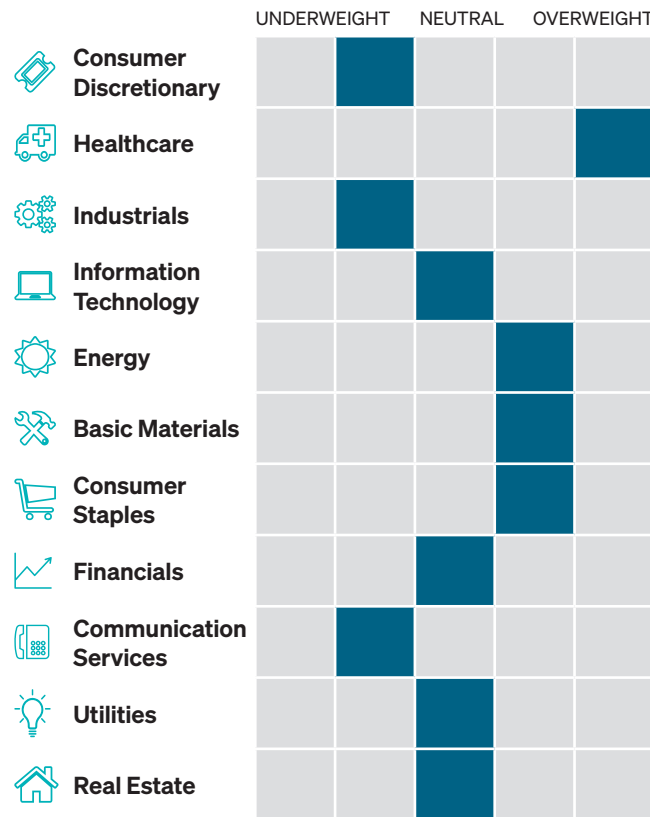
EQUITY ALLOCATION



STYLE EXPOSURE



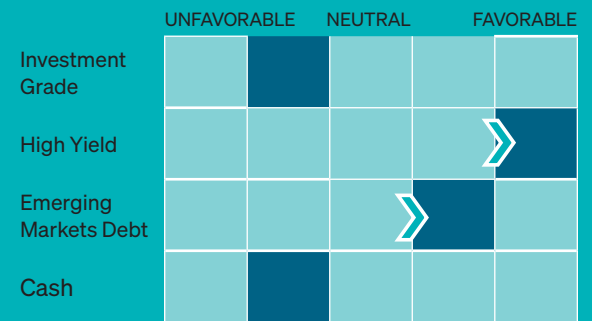
SECTOR PREFERENCES



MEEDER FIXED INCOME STRATEGY

The Meeder Fixed Income Strategy allocates the fixed income component of portfolios among exchange traded funds focusing on U.S. Government and agency securities, investment-grade bonds, high-yield corporate bonds and international debt. Employing a multi-factor model, the strategy covers both asset class and duration of fixed income funds held by the portfolios.

Fixed Income Exposure



Average Duration



LEARN MORE

Call 1.866.633.3371 for more information

meederinvestment.com

linkedin.com/company/meeder-investment-management

contact@meederinvestment.com

This material is provided for informational and educational purposes only and does not constitute a recommendation or investment advice regarding the suitability of any portfolio for your particular circumstances. Portfolio allocation, opinions and forecasts regarding markets, securities, products, portfolios or holdings are given as of the date provided and are subject to change at any time.

Asset allocation and diversification do not assure a profit or protect against loss. All investments carry a certain amount of risk and there is no guarantee that any strategy will achieve its investment objective.

Investment advisory services provided by Meeder Asset Management, Inc.