

InvestmentView

OVER THE LAST WEEK
AS OF JANUARY 17, 2025

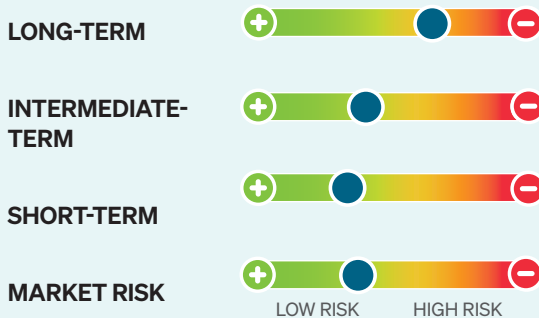
QUICK TAKE

+ The intermediate-term model is positive as several investor sentiment metrics, such as retail surveys and newsletters, have reached bearishness levels not seen in a year or longer.

+ Low market RISK continues to be a positive as the VIX sits in below average territory while the MOVE index is slightly below its average.

+ Long-term trends are positive after a resurgence in market breadth, as all 11 GICS sectors were positive last week.

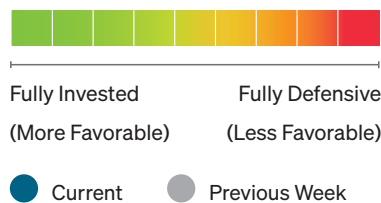
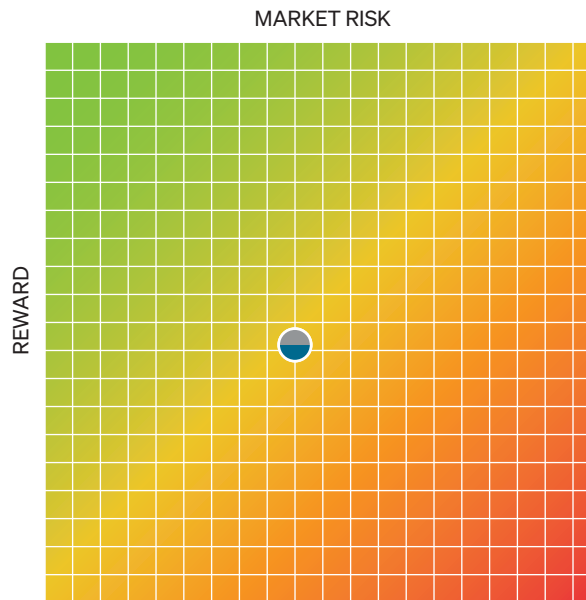
OVERALL MODEL OUTPUT



A Closer Look at Our Tactical Positioning Targets

Each day, Meeder analyzes and ranks over 70 different factors from our short, intermediate, and long-term models. The dynamic statistical model incorporates factors covering macroeconomic, fundamental, trends and technical analysis to estimate the potential reward and marketplace risk of the equity markets. The Meeder Spectrum, Muirfield, Balanced, Moderate Allocation, and Conservative Allocation funds utilize this strategy for the Defensive Equity portion of their portfolios. The Defensive Equity Strategy guides the allocation of each fund's equity sleeve and the actual proportion of equity investments in any fund will vary depending on the investment objectives of the fund.

DEFENSIVE EQUITY SNAPSHOT



DEFENSIVE EQUITY ALLOCATION



UNDERSTANDING THE DEFENSIVE EQUITY SNAPSHOT

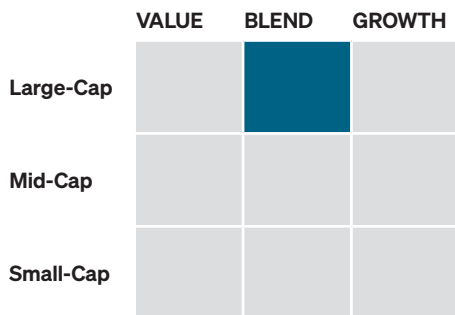
The vertical axis of the grid combines the scores of our long-, intermediate-, and short-term models to arrive at the reward value for the stock market. The horizontal axis represents the model's internal measure of stock market risk. The reward value is divided by marketplace risk to arrive at our recommended percentage of Net Equity Exposure.

Meeder Equity Strategy

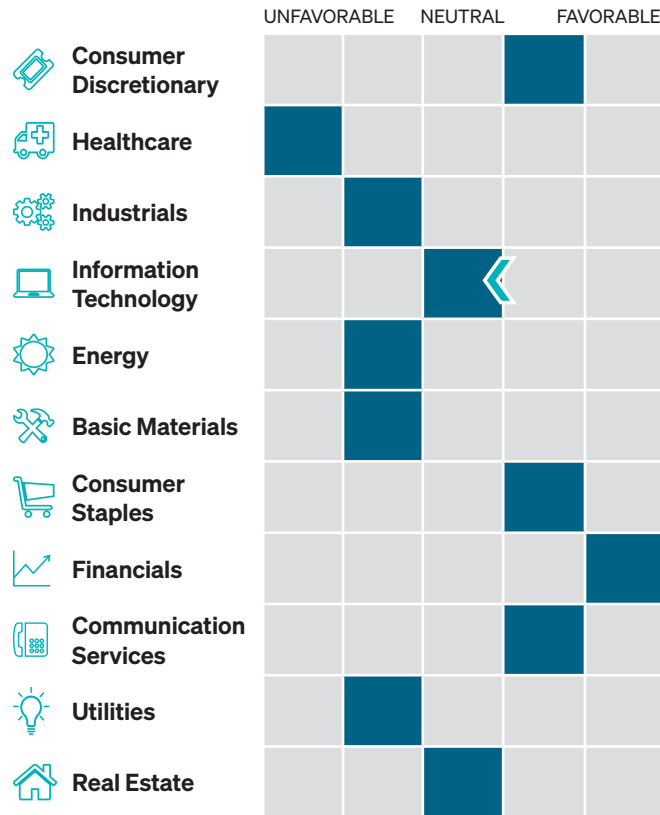
EQUITY ALLOCATION



STYLE EXPOSURE



SECTOR PREFERENCES

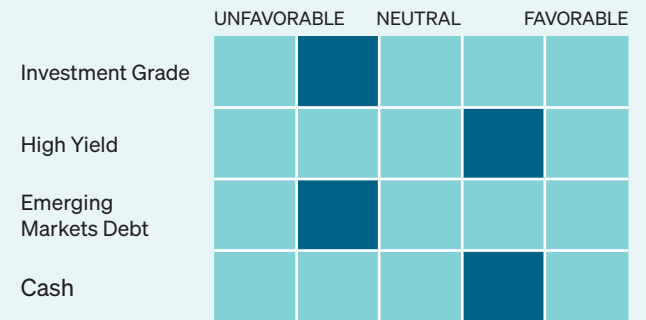


MEEDER FIXED INCOME STRATEGY

Quick Take

- » We remain overweight high yield relative to investment grade as the economy continues to grow and risk assets continue to perform well.
- » We are underweight emerging market debt as the US dollar continues to strengthen.
- » Our duration remains short of our benchmark at 4.20 years.

Fixed Income Preferences



Average Duration



Investors are advised to consider carefully the investment objectives, risks, charges and expenses of the funds before investing. The prospectus contains this and other information about the funds. To request a prospectus, call 1.800.325.3539 or visit meederfunds.com.

This material is provided for informational and educational purposes only and does not constitute a recommendation or investment advice regarding the suitability of any portfolio for your particular circumstances. Portfolio allocation, opinions and forecasts regarding markets, securities, products, portfolios or holdings are given as of the date provided and are subject to change at any time.

Asset allocation and diversification do not assure a profit or protect against loss. All investments carry a certain amount of risk and there is no guarantee that any strategy will achieve its investment objective. Risks of investment in Meeder Funds include foreign and emerging markets securities risks, derivative and short selling risks, credit and quantitative asset allocation risk.

Meeder Funds are distributed by Meeder Distribution Services, Inc. An affiliated investment adviser, Meeder Asset Management, services as the investment adviser to Meeder Funds.

The Meeder Fixed Income strategy allocates the fixed income component of our Meeder Dynamic Allocation, Global Allocation, Balanced, Moderate Allocation, and Conservative Allocation Fund between investment-grade bonds, high-yield corporate bonds and international debt. Employing a multi-factor model, the strategy covers both asset class and duration of fixed income securities held by the funds.

LEARN MORE

Call 1.866.633.3371 for more information

meederinvestment.com



MEEDER