

InvestmentView

OVER THE LAST WEEK
AS OF MARCH 8, 2024
QUICK TAKE



As the market continues to top new all-time highs, all trend and momentum signals are on, leading to a positive short-term model.



The long-term model continues to remain slightly positive driven by strong market breadth and global equity market trends.



Equity market risk remains low with the VIX sitting below 15 and bond market risk has trended lower as of late, with the MOVE index nearing 6-month lows.

OVERALL MODEL OUTPUT

LONG-TERM



INTERMEDIATE-TERM



SHORT-TERM



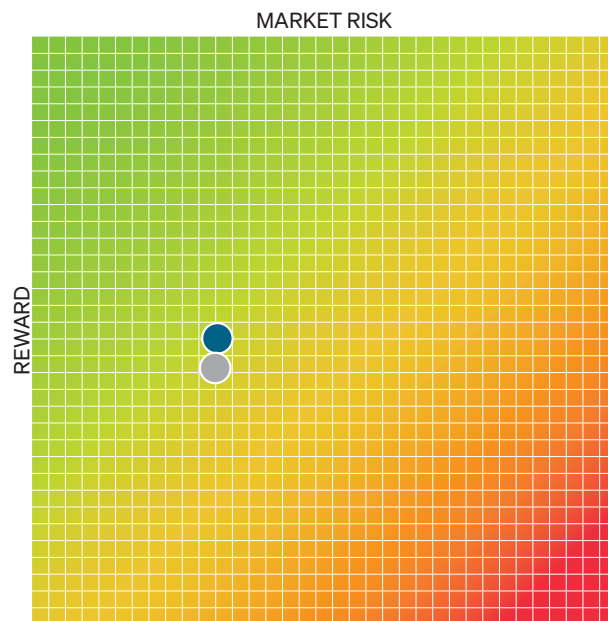
MARKET RISK



A Closer Look at Our Tactical Positioning Targets

Each day, Meeder analyzes and ranks over 70 different factors from our short, intermediate, and long-term models. The dynamic statistical model incorporates factors covering macroeconomic, fundamental, trends and technical analysis to estimate the potential reward and marketplace risk of the equity markets. The Meeder Spectrum, Muirfield, Balanced, Moderate Allocation, and Conservative Allocation funds utilize this strategy for the Defensive Equity portion of their portfolios. The Defensive Equity Strategy guides the allocation of each fund's equity sleeve and the actual proportion of equity investments in any fund will vary depending on the investment objectives of the fund.

DEFENSIVE EQUITY SNAPSHOT



● Current ● Previous Week

DEFENSIVE EQUITY ALLOCATION

Net Equity Exposure 95%



UNDERSTANDING THE DEFENSIVE EQUITY SNAPSHOT

The vertical axis of the grid combines the scores of our long-, intermediate-, and short-term models to arrive at the reward value for the stock market. The horizontal axis represents the model's internal measure of stock market risk. The reward value is divided by marketplace risk to arrive at our recommended percentage of Net Equity Exposure.



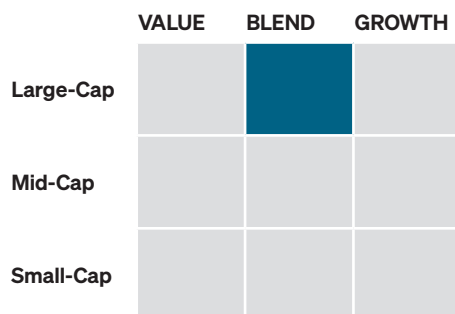
MEEDER

Meeder Equity Strategy

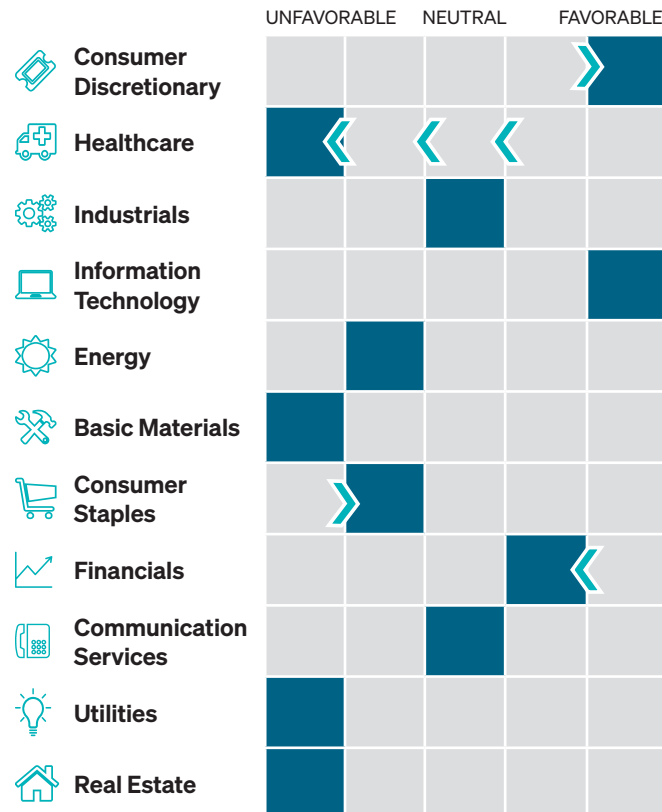
EQUITY ALLOCATION



STYLE EXPOSURE



SECTOR PREFERENCES



Investors are advised to consider carefully the investment objectives, risks, charges and expenses of the funds before investing. The prospectus contains this and other information about the funds. To request a prospectus, call 1.800.325.3539 or visit meederfunds.com.

This material is provided for informational and educational purposes only and does not constitute a recommendation or investment advice regarding the suitability of any portfolio for your particular circumstances. Portfolio allocation, opinions and forecasts regarding markets, securities, products, portfolios or holdings are given as of the date provided and are subject to change at any time.

Asset allocation and diversification do not assure a profit or protect against loss. All investments carry a certain amount of risk and there is no guarantee that any strategy will achieve its investment objective. Risks of investment in Meeder Funds include foreign and emerging markets securities risks, derivative and short selling risks, credit and quantitative asset allocation risk.

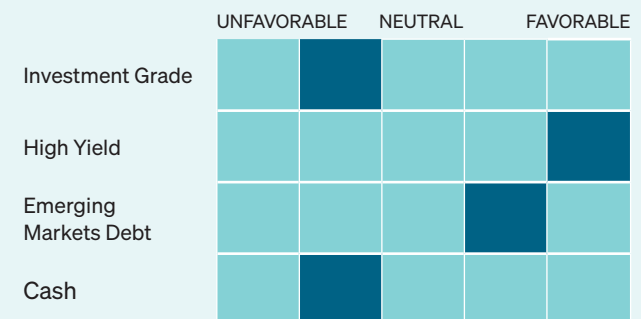
Meeder Funds are distributed by Meeder Distribution Services, Inc. An affiliated investment adviser, Meeder Asset Management, services as the investment adviser to Meeder Funds.

MEEDER FIXED INCOME STRATEGY

Quick Take

- » We remain overweight high yield relative to investment grade as the outlook for rate cuts has been pushed out. We prefer the carry (yield) on high yield as the potential for capital appreciation in higher quality debt is currently limited in our view.
- » We increased our exposure to emerging market debt owing to decreasing volatility, a weakening US dollar and strong emerging market debt price momentum.
- » We maintain our duration shorter than that of the index by about 1.2 years as market expectations for a rate cut have been pushed out until June and there may be fewer rate cuts this year than previously expected.

Fixed Income Preferences



Average Duration



The Meeder Fixed Income strategy allocates the fixed income component of our Meeder Dynamic Allocation, Global Allocation, Balanced, Moderate Allocation, AND Conservative Allocation Fund between investment-grade bonds, high-yield corporate bonds and international debt. Employing a multi-factor model, the strategy covers both asset class and duration of fixed income securities held by the funds.



LEARN MORE

Call 1.866.633.3371 for more information
meederinvestment.com