

InvestmentView

OVER THE LAST WEEK
AS OF MAY 2, 2025

QUICK TAKE

+ The S&P 500 finished positive for the 9th trading day in a row, the first time since 2004. The short-term model is very positive after a strong reversal in momentum and market breadth over the last few weeks.

= Bullish investor sentiment indicators such as options activity are at balanced with bearish indicators such as investor surveys. The mixed bag of indicators has led the intermediate-term model to be more neutral.

- The long-term model remains negative as equity market valuations remain elevated despite the market being off all-time highs.

OVERALL MODEL OUTPUT

LONG-TERM



INTERMEDIATE-TERM



SHORT-TERM



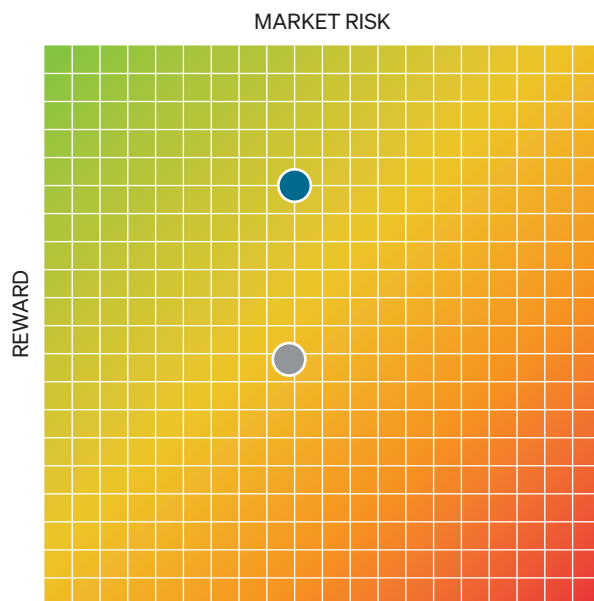
MARKET RISK



A Closer Look at Our Tactical Positioning Targets

Each day, Meeder analyzes and ranks over 70 different factors from our short, intermediate, and long-term models. The dynamic statistical model incorporates factors covering macroeconomic, fundamental, trends and technical analysis to estimate the potential reward and marketplace risk of the equity markets. The Meeder Spectrum, Muirfield, Balanced, Moderate Allocation, and Conservative Allocation funds utilize this strategy for the Defensive Equity portion of their portfolios. The Defensive Equity Strategy guides the allocation of each fund's equity sleeve and the actual proportion of equity investments in any fund will vary depending on the investment objectives of the fund.

DEFENSIVE EQUITY SNAPSHOT



Fully Invested (More Favorable) Fully Defensive (Less Favorable)

● Current ● Previous Week

DEFENSIVE EQUITY ALLOCATION

Net Equity Exposure 85%



UNDERSTANDING THE DEFENSIVE EQUITY SNAPSHOT

The vertical axis of the grid combines the scores of our long-, intermediate-, and short-term models to arrive at the reward value for the stock market. The horizontal axis represents the model's internal measure of stock market risk. The reward value is divided by marketplace risk to arrive at our recommended percentage of Net Equity Exposure.



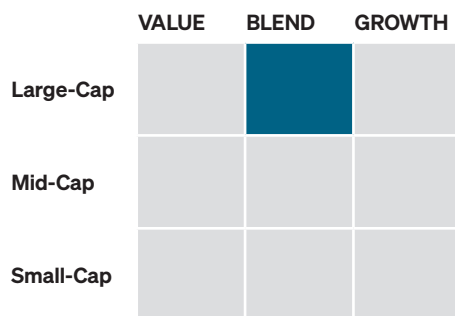
MEEDER

Meeder Equity Strategy

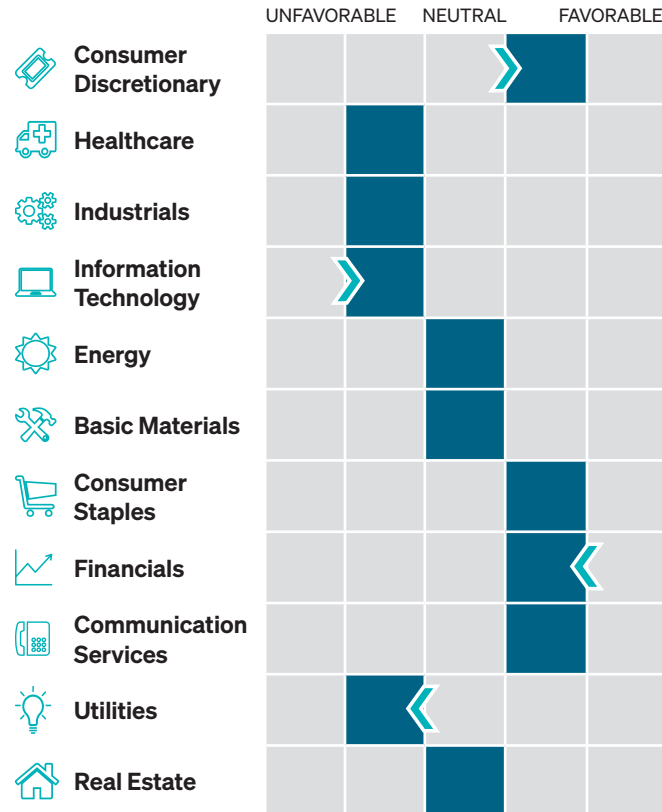
EQUITY ALLOCATION



STYLE EXPOSURE



SECTOR PREFERENCES



Investors are advised to consider carefully the investment objectives, risks, charges and expenses of the funds before investing. The prospectus contains this and other information about the funds. To request a prospectus, call 1.800.325.3539 or visit meederfunds.com.

This material is provided for informational and educational purposes only and does not constitute a recommendation or investment advice regarding the suitability of any portfolio for your particular circumstances. Portfolio allocation, opinions and forecasts regarding markets, securities, products, portfolios or holdings are given as of the date provided and are subject to change at any time.

Asset allocation and diversification do not assure a profit or protect against loss. All investments carry a certain amount of risk and there is no guarantee that any strategy will achieve its investment objective. Risks of investment in Meeder Funds include foreign and emerging markets securities risks, derivative and short selling risks, credit and quantitative asset allocation risk.

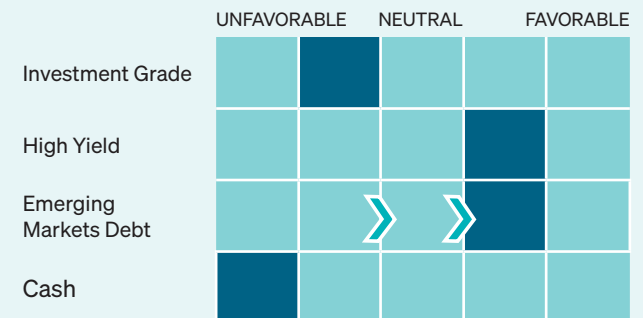
Meeder Funds are distributed by Meeder Distribution Services, Inc. An affiliated investment adviser, Meeder Asset Management, services as the investment adviser to Meeder Funds.

MEEDER FIXED INCOME STRATEGY


Quick Take

- » We remain overweight high yield relative to investment grade, albeit with a more cautious stance as spreads have widened.
- » We have added a position in emerging market debt.
- » Our duration remains at 6.2 years which is slightly longer than our benchmark.

Fixed Income Preferences



Average Duration



The Meeder Fixed Income strategy allocates the fixed income component of our Meeder Dynamic Allocation, Global Allocation, Balanced, Moderate Allocation, and Conservative Allocation Fund between investment-grade bonds, high-yield corporate bonds and international debt. Employing a multi-factor model, the strategy covers both asset class and duration of fixed income securities held by the funds.

LEARN MORE

Call 1.866.633.3371 for more information

meederinvestment.com



MEEDER