

Meeder Aggressive Growth

Objective

The Aggressive Growth Portfolio seeks growth of capital over a long-term time horizon with the goal of outperforming the broad stock market over a complete market cycle, while remaining fully invested in equities under normal circumstances.

Investment Strategy

Utilizing Meeder Funds as the building blocks of a diversified portfolio, the Portfolio can shift between sectors, styles, global opportunities and capitalization ranges. The Portfolio is suitable for investors whose risk profile is such that they can tolerate volatility that is slightly greater than the stock market.

Top Equity Holdings

Microsoft Corp	1.63%
Apple Inc	1.55%
Amazon.com Inc	1.11%
Alphabet Inc Class C	0.96%
Berkshire Hathaway Inc B	0.95%
Verizon Communications In	0.73%
Cisco Systems Inc	0.73%
Pfizer Inc	0.72%
Exxon Mobil Corp	0.70%
The Walt Disney Co	0.69%

Average Annual Total Returns

	YTD	1 Year	3 Year	5 Year	Inception Date
Aggressive Growth	9.55%	0.60%	8.36%	5.68%	4/30/2010
Benchmark	13.95%	9.20%	13.21%	10.60%	–

The performance data shown represents past performance, which does not guarantee future results. The investment return and principal value of an investment will fluctuate so that an investor's shares, when redeemed, may be worth more or less than their original cost. The performance data shown is for the Meeder composite portfolio, your portfolio may experience different results from those shown here, and current performance of the composite may be lower or higher than the performance data quoted.

Expense Ratios

Net	1.02%	Gross	1.29%	Weighted gross and net expense ratios for the funds in the portfolio

Underlying Funds



● Meeder Dynamic Allocation Fund	50%
● Meeder Global Allocation Fund	20%
● Meeder Quantex Fund	20%
● Meeder Spectrum Fund	10%

Morningstar Style Box

Value	Blend	Growth	
23	20	19	Large
13	8	4	Mid
8	4	1	Small

Composite: The Aggressive Growth Portfolio composite created on March 12, 2015 includes all fully discretionary accounts managed consistently with the model for Meeder clients or third-party investment advisors for whom Meeder acts as a sub-advisor. The Composite does not include assets for programs in which Meeder provides a model allocation, but does not have discretionary investment authority.

Composite Performance: Investment performance assumes reinvestment of all dividend and capital gain distributions. Returns for periods less than one year are not annualized. Performance is calculated in U.S. dollars and is presented net of all fees including the internal expenses of the Meeder Funds included in the Portfolio. The inception date for Composite Performance is December 31, 2009. Additional supplemental information may be separately presented for prior years based on model portfolio performance.

Composite Fees: Meeder does not charge a separate fee for managing the Portfolios; however, each Fund within the Portfolio contains a management fee within its expense ratio. The Weighted Gross Expense Ratio reflects the weighted operating expense ratio of the funds in the portfolio gross of voluntary fee waivers or expense reimbursements. The Weighted Net Expense Ratio is the weighted net expense ratio of the funds as set forth in the fund's most recent annual report, which includes the effect of voluntary and contractual fee waivers and expense reimbursements. Without these waivers, performance would have been lower.

Composite Benchmark: The Benchmark for the Composite is 100% **Lipper S&P 500 Fund Index**. Lipper Indexes are based on the 30 largest funds by asset size within the Lipper objective and do not include multiple share classes of similar funds. The **Lipper S&P 500 Fund Index** consists of funds that are passively managed limited-expense funds designed to replicate the performance of the Standard & Poor's 500 Index on a reinvested basis.

Risk Disclosure: The Composite is invested in Meeder Funds. Some funds routinely utilize equity index futures to equitize cash positions in the portfolio. The Spectrum Fund regularly utilizes short positions to achieve its investment objectives and may utilize leverage. Carefully consider the investment objectives, risks and expenses of the component funds before investing. The prospectus contains this and other information about the funds.

Compliance Statement: Meeder Investment Management, Inc. claims compliance with the Global Investment Performance Standards (GIPS®). A completed list of all composite descriptions managed by the firm or GIPS compliant presentation for any composite is available upon request.

Morningstar Disclosure: Equity style box analysis provided by Morningstar®. The style box reveals a portfolio's investment style. For equity funds the vertical axis shows the market capitalization of the stocks owned and the horizontal axis shows investment style (value, blend, or growth). For fixed-income funds, the vertical axis shows the credit quality of the bonds owned and the horizontal axis shows interest rate sensitivity as measured by a bond's effective duration (limited, moderate, or extensive).

©2019 Morningstar, Inc. All Rights Reserved. The Morningstar information contained herein: (1) is proprietary to Morningstar and/or its content providers; (2) may not be copied or distributed; and (3) is not warranted to be accurate, complete or timely. Neither Morningstar nor its content providers are responsible for any damages or losses arising from any use of this information.

Firm Information: Meeder Investment Management, Inc. is a diversified financial services firm that has been managing assets since 1974 at its offices in Columbus, Ohio. The company manages a series of mutual funds known as the Meeder Funds through its registered investment adviser, Meeder Asset Management, which is paid a fee for its services. Meeder Portfolios are managed accounts comprised of Meeder Funds. The Portfolios are not mutual funds or other commingled investment vehicles registered with the Securities and Exchange Commission. Meeder Portfolios are managed by Meeder Advisory Services, a registered investment adviser. An affiliate, Meeder Asset Management, Inc., serves as the investment adviser to Meeder Funds and is paid a fee for its services. Meeder Funds are distributed by Adviser Dealer Services, Inc., an affiliated broker dealer, Member FINRA.

Call (866) 633-3371 or visit us online at
meederinvestment.com



MEEDER
INVESTMENT MANAGEMENT

MIP-FST (04/19)

Meeder Growth

Objective

The Growth Portfolio seeks growth of capital over a long-term time horizon with the goal of outperforming the broad stock market over a complete market cycle, while remaining fully invested in equities under normal circumstances.

Investment Strategy

Utilizing Meeder Funds as the building blocks of a diversified portfolio, the Portfolio can shift between sectors, styles, global opportunities and capitalization ranges. This portfolio is suitable for investors whose risk profile is such that they can tolerate the volatility of the stock market.

Top Equity Holdings

Microsoft Corp	1.81%
Apple Inc	1.73%
Amazon.com Inc	1.23%
Alphabet Inc Class C	1.07%
Berkshire Hathaway Inc B	1.05%
Verizon Communications In	0.81%
Cisco Systems Inc	0.81%
Pfizer Inc	0.80%
Exxon Mobil Corp	0.77%
The Walt Disney Co	0.76%

Average Annual Total Returns

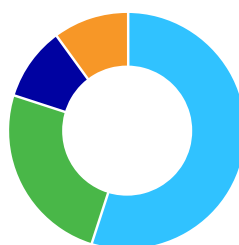
	YTD	1 Year	3 Year	5 Year	Inception Date
Growth	9.34%	1.11%	8.75%	6.01%	12/31/2009
Benchmark	13.95%	9.20%	13.21%	10.60%	

The performance data shown represents past performance, which does not guarantee future results. The investment return and principal value of an investment will fluctuate so that an investor's shares, when redeemed, may be worth more or less than their original cost. The performance data shown is for the Meeder composite portfolio, your portfolio may experience different results from those shown here, and current performance of the composite may be lower or higher than the performance data quoted.

Expense Ratios

Net	1.01%	Gross	1.28%	Weighted gross and net expense ratios for the funds in the portfolio

Underlying Funds



● Meeder Dynamic Allocation Fund	55%
● Meeder Global Allocation Fund	25%
● Meeder Quantex Fund	10%
● Meeder Spectrum Fund	10%

Morningstar Style Box

Value	Blend	Growth	
26	23	21	Large
10	7	4	Mid
5	3	1	Small

Composite: The Growth Portfolio composite created on March 12, 2015 includes all fully discretionary accounts managed consistently with the model for Meeder clients or third-party investment advisors for whom Meeder acts as a sub-advisor. The Composite does not include assets for programs in which Meeder provides a model allocation, but does not have discretionary investment authority.

Composite Performance: Investment performance assumes reinvestment of all dividend and capital gain distributions. Returns for periods less than one year are not annualized. Performance is calculated in U.S. dollars and is presented net of all fees including the internal expenses of the Meeder Funds included in the Portfolio. The inception date for Composite Performance is December 31, 2009. Additional supplemental information may be separately presented for prior years based on model portfolio performance.

Composite Fees: Meeder does not charge a separate fee for managing the Portfolios; however, each Fund within the Portfolio contains a management fee within its expense ratio. The Weighted Gross Expense Ratio reflects the weighted operating expense ratio of the funds in the portfolio gross of voluntary fee waivers or expense reimbursements. The Weighted Net Expense Ratio is the weighted net expense ratio of the funds as set forth in the fund's most recent annual report, which includes the effect of voluntary and contractual fee waivers and expense reimbursements. Without these waivers, performance would have been lower.

Composite Benchmark: The Benchmark for the Composite is 100% **Lipper S&P 500 Fund Index**. Lipper Indexes are based on the 30 largest funds by asset size within the Lipper objective and do not include multiple share classes of similar funds. The **Lipper S&P 500 Fund Index** consists of funds that are passively managed limited-expense funds designed to replicate the performance of the Standard & Poor's 500 Index on a reinvested basis.

Risk Disclosure: The Composite is invested in Meeder Funds. Some funds routinely utilize equity index futures to equitize cash positions in the portfolio. The Spectrum Fund regularly utilizes short positions to achieve its investment objectives and may utilize leverage. Carefully consider the investment objectives, risks and expenses of the component funds before investing. The prospectus contains this and other information about the funds.

Compliance Statement: Meeder Investment Management, Inc. claims compliance with the Global Investment Performance Standards (GIPS®). A completed list of all composite descriptions managed by the firm or GIPS compliant presentation for any composite is available upon request.

Morningstar Disclosure: Equity style box analysis provided by Morningstar®. The style box reveals a portfolio's investment style. For equity funds the vertical axis shows the market capitalization of the stocks owned and the horizontal axis shows investment style (value, blend, or growth). For fixed-income funds, the vertical axis shows the credit quality of the bonds owned and the horizontal axis shows interest rate sensitivity as measured by a bond's effective duration (limited, moderate, or extensive).

©2019 Morningstar, Inc. All Rights Reserved. The Morningstar information contained herein: (1) is proprietary to Morningstar and/or its content providers; (2) may not be copied or distributed; and (3) is not warranted to be accurate, complete or timely. Neither Morningstar nor its content providers are responsible for any damages or losses arising from any use of this information.

Firm Information: Meeder Investment Management, Inc. is a diversified financial services firm that has been managing assets since 1974 at its offices in Columbus, Ohio. The company manages a series of mutual funds known as the Meeder Funds through its registered investment adviser, Meeder Asset Management, which is paid a fee for its services. Meeder Portfolios are managed accounts comprised of Meeder Funds. The Portfolios are not mutual funds or other commingled investment vehicles registered with the Securities and Exchange Commission. Meeder Portfolios are managed by Meeder Advisory Services, a registered investment adviser. An affiliate, Meeder Asset Management, Inc., serves as the investment adviser to Meeder Funds and is paid a fee for its services. Meeder Funds are distributed by Adviser Dealer Services, Inc., an affiliated broker dealer, Member FINRA.

Call (866) 633-3371 or visit us online at
meederinvestment.com



MEEDER
INVESTMENT MANAGEMENT

MIP-FST (04/19)

Meeder Moderate Growth

Objective

The Moderate Growth Portfolio seeks capital appreciation for growth-oriented investors looking to minimize volatility.

Investment Strategy

Utilizing Meeder Funds as the building blocks of a diversified portfolio, the portfolio seeks out the best opportunities for returns in the financial markets while managing the inherent risks of investing by shifting assets from equities to fixed income and money market securities when our analysis determines the risk/reward relationship of the stock market is unfavorable.

Top Equity Holdings

Microsoft Corp	2.06%
Apple Inc	1.95%
Amazon.com Inc	1.46%
Alphabet Inc Class C	1.20%
Berkshire Hathaway Inc B	1.13%
Cisco Systems Inc	0.99%
Verizon Communications Inc	0.94%
Johnson & Johnson	0.89%
Exxon Mobil Corp	0.86%
The Walt Disney Co	0.85%

Top Fixed Income Holdings

iShares JP Morgan USD Em Mkts Bd ETF	0.51%
SPDR® Blmbg Barclays High Yield Bd ETF	0.45%
TCW Emerging Markets Income I	0.31%
Pioneer Bond Y	0.19%
Dodge & Cox Income	0.19%
Frost Total Return Bond Inst	0.19%
DoubleLine Total Return Bond I	0.19%
Guggenheim Total Return Bond Instl	0.19%
iShares iBoxx \$ High Yield Corp Bd ETF	0.18%
Lord Abbett High Yield I	0.17%

Average Annual Total Returns

	YTD	1 Year	3 Year	5 Year	Inception Date
Moderate Growth	4.22%	1.20%	8.64%	5.77%	12/31/2009
Benchmark	8.48%	6.55%	8.31%	6.66%	—

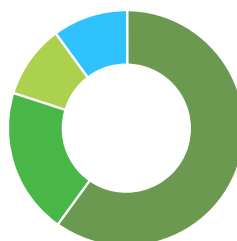
The performance data shown represents past performance, which does not guarantee future results. The investment return and principal value of an investment will fluctuate so that an investor's shares, when redeemed, may be worth more or less than their original cost. The performance data shown is for the Meeder composite portfolio, your portfolio may experience different results from those shown here, and current performance of the composite may be lower or higher than the performance data quoted.

Expense Ratios

Net	0.96%	Gross	1.25%
-----	-------	-------	-------

Weighted gross and net expense ratios for the funds in the portfolio

Underlying Funds



● Meeder Muirfield Fund	60%
● Meeder Spectrum Fund	20%
● Meeder Dynamic Allocation Fund	10%
● Meeder Balanced Fund	10%

Morningstar Style Box

Value	Blend	Growth	
27	26	23	Large
7	6	5	Mid
3	2	1	Small

Fixed Income Style Box

Short	Interm.	Long	
2	5	3	Gov't Agency U.S. Treasury
6	50	0	Inv. Grade Bond
4	16	14	High Yield/ Global Bond

Average Duration: 5.1 Years

Composite: The Meeder Moderate Growth Portfolio created on March 12, 2015, which includes all fully discretionary accounts managed consistently with the model for Meeder clients or third-party investment advisors for whom Meeder acts as a sub-advisor. The composite does not include assets for programs in which Meeder provides a model allocation, but does not have discretionary investment

Composite Performance: Investment performance assumes reinvestment of all dividend and capital gain distributions. Returns for periods less than one year are not annualized. Performance is calculated in U.S. dollars and is presented net of all fees including the internal expenses of the Meeder Funds included in the Portfolio. The inception date for Composite Performance is December 31, 2009. Additional supplemental information may be separately presented for prior years based on model portfolio performance.

Composite Fees: Meeder does not charge a separate fee for managing the Portfolios; however, each Fund within the Portfolio contains a management fee within its expense ratio. The Weighted Gross Expense Ratio reflects the weighted operating expense ratio of the funds in the portfolio gross of voluntary fee waivers or expense reimbursements. The Weighted Net Expense Ratio is the weighted net expense ratio of the funds as set forth in the fund's most recent annual report, which includes the effect of voluntary and contractual fee waivers and expense reimbursements. Without these waivers, performance would have been lower.

Composite Benchmark: The benchmark used for comparison is comprised of 60% **Lipper S&P 500 Fund Index**, 40% **Lipper Money Market Fund Index**. The benchmark is rebalanced monthly. Lipper Indexes are based on the 30 largest funds by asset size within the Lipper objective and do not include multiple share classes of similar funds. The **Lipper S&P 500 Fund Index** consists of funds that are passively managed limited-expense funds designed to replicate the performance of the Standard & Poor's 500 Index on a reinvested basis. The **Lipper Money Market Fund Index** consists of funds that invest in high-quality financial instruments rated in the top two grades with dollar-weighted average maturities of less than 90 days. These funds intend to keep constant net asset value.

Risk Disclosure: The Composite is invested in Meeder Funds. Some funds routinely utilize equity index futures to equitize cash positions in the portfolio. The Spectrum Fund regularly utilizes short positions to achieve its investment objectives and may utilize leverage. Carefully consider the investment objectives, risks and expenses of the component funds before investing. The prospectus contains this and other information about the funds.

Compliance Statement: Meeder Investment Management, Inc. claims compliance with the Global Investment Performance Standards (GIPS®). A completed list of all composite descriptions managed by the firm or GIPS compliant presentation for any composite is available upon request.

Morningstar Disclosure: Equity style box analysis provided by Morningstar®. The style box reveals a portfolio's investment style. For equity funds the vertical axis shows the market capitalization of the stocks owned and the horizontal axis shows investment style (value, blend, or growth). For fixed-income funds, the vertical axis shows the credit quality of the bonds owned and the horizontal axis shows interest rate sensitivity as measured by a bond's effective duration (limited, moderate, or extensive).

©2019 Morningstar, Inc. All Rights Reserved. The Morningstar information contained herein: (1) is proprietary to Morningstar and/or its content providers; (2) may not be copied or distributed; and (3) is not warranted to be accurate, complete or timely. Neither Morningstar nor its content providers are responsible for any damages or losses arising from any use of this information.

Firm Information: Meeder Investment Management, Inc. is a diversified financial services firm that has been managing assets since 1974 at its offices in Columbus, Ohio. The company manages a series of mutual funds known as the Meeder Funds through its registered investment adviser, Meeder Asset Management, which is paid a fee for its services. Meeder Portfolios are managed accounts comprised of Meeder Funds. The Portfolios are not mutual funds or other commingled investment vehicles registered with the Securities and Exchange Commission. Meeder Portfolios are managed by Meeder Advisory Services, a registered investment adviser. An affiliate, Meeder Asset Management, Inc., serves as the investment adviser to Meeder Funds and is paid a fee for its services. Meeder Funds are distributed by Adviser Dealer Services, Inc., an affiliated broker dealer, Member FINRA.

Call (866) 633-3371 or visit us online at
meederinvestment.com



MEEDER
INVESTMENT MANAGEMENT

MIP-FST (04/19)

Meeder Balanced

Objective

The Balanced Portfolio seeks long-term growth of capital with a secondary objective of current income.

Investment Strategy

Utilizing Meeder Funds as the building blocks of a diversified portfolio, the Balanced Portfolio seeks to achieve its objective using a maximum exposure of 70% to equity securities and a minimum exposure of 30% to fixed income securities. However, by utilizing our Defensive Investing strategy, the portion of the portfolio that is allocated to our Defensive Growth strategy (70%), may at times be invested in fixed income and/or money market securities, which will result in a fixed income allocation between 30% and 100% of the total portfolio.

Top Equity Holdings

Microsoft Corp	1.48%
Apple Inc	1.40%
Amazon.com Inc	1.04%
Alphabet Inc Class C	0.87%
Berkshire Hathaway Inc B	0.81%
Cisco Systems Inc	0.72%
Verizon Communications In	0.68%
Johnson & Johnson	0.64%
The Walt Disney Co	0.62%
Merck & Co Inc	0.62%

Top Fixed Income Holdings

TCW Emerging Markets Income I	3.04%
iShares JP Morgan USD Em Mkts Bd ETF	2.45%
Dodge & Cox Income	1.86%
Pioneer Bond Y	1.86%
Frost Total Return Bond Inst	1.85%
Guggenheim Total Return Bond Instl	1.85%
DoubleLine Total Return Bond I	1.85%
SPDR® Blmbg Barclays High Yield Bd ETF	1.81%
iShares iBoxx \$ High Yield Corp Bd ETF	1.81%
Lord Abbett High Yield I	1.68%

Average Annual Total Returns

	YTD	1 Year	3 Year	5 Year	Inception Date
Balanced	3.68%	1.76%	7.09%	4.55%	12/31/2009
Benchmark	7.29%	5.69%	7.06%	5.59%	—

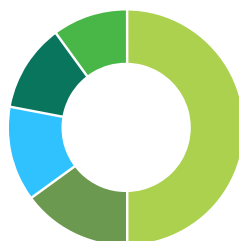
The performance data shown represents past performance, which does not guarantee future results. The investment return and principal value of an investment will fluctuate so that an investor's shares, when redeemed, may be worth more or less than their original cost. The performance data shown is for the Meeder composite portfolio, your portfolio may experience different results from those shown here, and current performance of the composite may be lower or higher than the performance data quoted.

Expense Ratios

Net	0.93%	Gross	1.35%
-----	-------	-------	-------

Weighted gross and net expense ratios for the funds in the portfolio

Underlying Funds



Meeder Balanced Fund	50%
Meeder Muirfield Fund	15%
Meeder Moderate Allocation Fund	13%
Meeder Conservative Allocation Fund	12%
Meeder Spectrum Fund	10%

Morningstar Style Box

Value	Blend	Growth	
27	26	23	Large
7	6	5	Mid
3	2	1	Small

Fixed Income Style Box

Short	Interm.	Long	
2	5	3	Gov't Agency U.S. Treasury
6	50	0	Inv. Grade Bond
4	16	14	High Yield/ Global Bond

Average Duration: 5.1 Years

Composite: The Meeder Balanced Portfolio created on March 12, 2015, which includes all fully discretionary accounts managed consistently with the model for Meeder clients or third-party investment advisors for whom Meeder acts as a sub-advisor. The composite does not include assets for programs in which Meeder provides a model allocation, but does not have discretionary investment authority.

Composite Performance: Investment performance assumes reinvestment of all dividend and capital gain distributions. Returns for periods less than one year are not annualized. Performance is calculated in U.S. dollars and is presented net of all fees including the internal expenses of the Meeder Funds included in the Portfolio. The inception date for Composite Performance is December 31, 2009. Additional supplemental information may be separately presented for prior years based on model portfolio performance.

Composite Fees: Meeder does not charge a separate fee for managing the Portfolios; however, each Fund within the Portfolio contains a management fee within its expense ratio. The Weighted Gross Expense Ratio reflects the weighted operating expense ratio of the funds in the portfolio gross of voluntary fee waivers or expense reimbursements. The Weighted Net Expense Ratio is the weighted net expense ratio of the funds as set forth in the fund's most recent annual report, which includes the effect of voluntary and contractual fee waivers and expense reimbursements. Without these waivers, performance would have been lower.

Composite Benchmark: The benchmark used for comparison is comprised of 42% Lipper S&P 500 Fund Index, 28% **Lipper Money Market Fund Index**, 21% **Lipper Intermediate Investment Grade Bond Index**, 3% **Lipper Intermediate U.S. Government Index**, 3% **Lipper High Current Yield Bond Index**, 3% **Lipper Emerging Markets Debt Fund Index**. The benchmark is rebalanced monthly. Lipper Indexes are based on the 30 largest funds by asset size within the Lipper objective and do not include multiple share classes of similar funds. The **Lipper S&P 500 Fund Index** consists of funds that are passively managed limited-expense funds designed to replicate the performance of the Standard & Poor's 500 Index on a reinvested basis. The **Lipper Money Market Fund Index** consists of funds that invest in high-quality financial instruments rated in the top two grades with dollar-weighted average maturities of less than 90 days. **Lipper Intermediate Investment Grade Bond Index** consists of funds that invest at least 85% in domestic investment-grade debt issues with any remaining investment in non-benchmark sectors such as high-yield, global, and emerging market debt. These funds maintain dollar-weighted average maturities of five to ten years. The **Lipper Intermediate U.S. Government Index** consists of funds that invest primarily in securities issued or guaranteed by the U.S. government, its agencies, or its instrumentalities, with dollar-weighted average maturities of five to ten years. The **Lipper High Current Yield Bond Index** consists of funds that aim at high (relative) current yield from fixed income securities, have no quality or maturity restrictions, and tend to invest in lower-grade debt issues. The **Lipper Emerging Markets Debt Index** consists of funds that seek either current income or total return by investing at least 65% of total assets in emerging market debt securities, where "emerging market" is defined by a country's GNP per capita or other economic measures. These funds intend to keep constant net asset value.

Risk Disclosure: The Composite is invested in Meeder Funds. Some funds routinely utilize equity index futures to equitize cash positions in the portfolio. The Spectrum Fund regularly utilizes short positions to achieve its investment objectives and may utilize leverage. Carefully consider the investment objectives, risks and expenses of the component funds before investing. The prospectus contains this and other information about the funds.

Compliance Statement: Meeder Investment Management, Inc. claims compliance with the Global Investment Performance Standards (GIPS®). A completed list of all composite descriptions managed by the firm or GIPS compliant presentation for any composite is available upon request.

Morningstar Disclosure: Equity style box analysis provided by Morningstar®. The style box reveals a portfolio's investment style. For equity funds the vertical axis shows the market capitalization of the stocks owned and the horizontal axis shows investment style (value, blend, or growth). For fixed-income funds, the vertical axis shows the credit quality of the bonds owned and the horizontal axis shows interest rate sensitivity as measured by a bond's effective duration (limited, moderate, or extensive).

©2019 Morningstar, Inc. All Rights Reserved. The Morningstar information contained herein: (1) is proprietary to Morningstar and/or its content providers; (2) may not be copied or distributed; and (3) is not warranted to be accurate, complete or timely. Neither Morningstar nor its content providers are responsible for any damages or losses arising from any use of this information.

Firm Information: Meeder Investment Management, Inc. is a diversified financial services firm that has been managing assets since 1974 at its offices in Columbus, Ohio. The company manages a series of mutual funds known as the Meeder Funds through its registered investment adviser, Meeder Asset Management, which is paid a fee for its services. Meeder Portfolios are managed accounts comprised of Meeder Funds. The Portfolios are not mutual funds or other commingled investment vehicles registered with the Securities and Exchange Commission. Meeder Portfolios are managed by Meeder Advisory Services, a registered investment adviser. An affiliate, Meeder Asset Management, Inc., serves as the investment adviser to Meeder Funds and is paid a fee for its services. Meeder Funds are distributed by Adviser Dealer Services, Inc., an affiliated broker dealer, Member FINRA.

Call (866) 633-3371 or visit us online at
meederinvestment.com



MEEDER
INVESTMENT MANAGEMENT

MIP-FST (04/19)

Meeder Moderate Conservative

Objective

The Moderate Conservative Portfolio seeks a combination of current income and long-term growth of capital.

Investment Strategy

Utilizing Meeder Funds as the building blocks of a diversified portfolio, the Moderate Conservative Portfolio seeks to achieve its objective using a minimum exposure of 50% to fixed income securities and a maximum exposure of 50% to equity securities. In addition, by utilizing our Defensive Investing strategy, the portion of the portfolio that is allocated to our Defensive Growth strategy (50%) may at times be invested in fixed income and/or money market securities, which will result in a fixed income allocation between 50% and 100% of the total portfolio.

Top Equity Holdings

Microsoft Corp	1.04%
Apple Inc	0.98%
Amazon.com Inc	0.71%
Alphabet Inc Class C	0.61%
Berkshire Hathaway Inc B	0.57%
Cisco Systems Inc	0.50%
Verizon Communications In	0.47%
The Walt Disney Co	0.44%
Johnson & Johnson	0.44%
Merck & Co Inc	0.44%

Top Fixed Income Holdings

TCW Emerging Markets Income I	3.55%
Dodge & Cox Income	3.23%
Frost Total Return Bond Inst	3.21%
Guggenheim Total Return Bond Instl	3.21%
DoubleLine Total Return Bond I	3.21%
Pioneer Bond Y	3.15%
iShares JP Morgan USD Em Mkts Bd ETF	2.84%
SPDR® Blmbg Barclays High Yield Bd ETF	2.11%
iShares iBoxx \$ High Yield Corp Bd ETF	2.11%
Lord Abbett High Yield I	1.96%

Average Annual Total Returns

	YTD	1 Year	3 Year	5 Year	Inception Date
Moderate Conservative	3.59%	2.19%	5.83%	3.66%	12/31/2009
Benchmark	6.49%	5.08%	6.22%	4.87%	—

The performance data shown represents past performance, which does not guarantee future results. The investment return and principal value of an investment will fluctuate so that an investor's shares, when redeemed, may be worth more or less than their original cost. The performance data shown is for the Meeder composite portfolio, your portfolio may experience different results from those shown here, and current performance of the composite may be lower or higher than the performance data quoted.

Expense Ratios

Net	0.83%	Gross	1.36%
-----	-------	-------	-------

Weighted gross and net expense ratios for the funds in the portfolio

Underlying Funds



Meeder Moderate Allocation Fund	50%
Meeder Total Return Bond Fund	15%
Meeder Muirfield Fund	15%
Meeder Conservative Allocation Fund	10%
Meeder Balanced Fund	10%

Morningstar Style Box

	Value	Blend	Growth	
	29	27	24	Large
	6	5	4	Mid
	2	2	1	Small

Fixed Income Style Box

	Short	Interm.	Long	
	2	5	3	Gov't Agency U.S. Treasury
	6	50	0	Inv. Grade Bond
	4	16	14	High Yield/ Global Bond

Average Duration: 5.1 Years

Composite: The Meeder Moderate Conservative Portfolio created on March 12, 2015, which includes all fully discretionary accounts managed consistently with the model for Meeder clients or third-party investment advisors for whom Meeder acts as a sub-advisor. The composite does not include assets for programs in which Meeder provides a model allocation, but does not have discretionary investment authority.

Composite Performance: Investment performance assumes reinvestment of all dividend and capital gain distributions. Returns for periods less than one year are not annualized. Performance is calculated in U.S. dollars and is presented net of all fees including the internal expenses of the Meeder Funds included in the Portfolio. The inception date for Composite Performance is December 31, 2009. Additional supplemental information may be separately presented for prior years based on model portfolio performance.

Composite Fees: Meeder does not charge a separate fee for managing the Portfolios; however, each Fund within the Portfolio contains a management fee within its expense ratio. The Weighted Gross Expense Ratio reflects the weighted operating expense ratio of the funds in the portfolio gross of voluntary fee waivers or expense reimbursements. The Weighted Net Expense Ratio is the weighted net expense ratio of the funds as set forth in the fund's most recent annual report, which includes the effect of voluntary and contractual fee waivers and expense reimbursements. Without these waivers, performance would have been lower.

Composite Benchmark: The benchmark used for comparison is comprised of 35% **Lipper Intermediate Investment Grade Bond Index**, 30% **Lipper S&P 500 Fund Index**, 20% **Lipper Money Market Fund Index**, 5% **Lipper Intermediate U.S. Government Index**, 5% **Lipper High Current Yield Bond Index**, 5% **Lipper Emerging Markets Debt Fund Index**. The benchmark is rebalanced monthly. Lipper Indexes are based on the 30 largest funds by asset size within the Lipper objective and do not include multiple share classes of similar funds. The **Lipper S&P 500 Fund Index** consists of funds that are passively managed limited-expense funds designed to replicate the performance of the Standard & Poor's 500 Index on a reinvested basis. The **Lipper Money Market Fund Index** consists of funds that invest in high-quality financial instruments rated in the top two grades with dollar-weighted average maturities of less than 90 days. **Lipper Intermediate Investment Grade Bond Index** consists of funds that invest at least 85% in domestic investment-grade debt issues with any remaining investment in non-benchmark sectors such as high-yield, global, and emerging market debt. These funds maintain dollar-weighted average maturities of five to ten years. The **Lipper Intermediate U.S. Government Index** consists of funds that invest primarily in securities issued or guaranteed by the U.S. government, its agencies, or its instrumentalities, with dollar-weighted average maturities of five to ten years. The **Lipper High Current Yield Bond Index** consists of funds that aim at high (relative) current yield from fixed income securities, have no quality or maturity restrictions, and tend to invest in lower-grade debt issues. The **Lipper Emerging Markets Debt Index** consists of funds that seek either current income or total return by investing at least 65% of total assets in emerging market debt securities, where "emerging market" is defined by a country's GNP per capita or other economic measures. These funds intend to keep constant net asset value.

Risk Disclosure: The Composite is invested in Meeder Funds. Some funds routinely utilize equity index futures to equitize cash positions in the portfolio. The Spectrum Fund regularly utilizes short positions to achieve its investment objectives and may utilize leverage. Carefully consider the investment objectives, risks and expenses of the component funds before investing. The prospectus contains this and other information about the funds.

Compliance Statement: Meeder Investment Management, Inc. claims compliance with the Global Investment Performance Standards (GIPS®). A completed list of all composite descriptions managed by the firm or GIPS compliant presentation for any composite is available upon request.

Morningstar Disclosure: Equity style box analysis provided by Morningstar®. The style box reveals a portfolio's investment style. For equity funds the vertical axis shows the market capitalization of the stocks owned and the horizontal axis shows investment style (value, blend, or growth). For fixed-income funds, the vertical axis shows the credit quality of the bonds owned and the horizontal axis shows interest rate sensitivity as measured by a bond's effective duration (limited, moderate, or extensive).

©2019 Morningstar, Inc. All Rights Reserved. The Morningstar information contained herein: (1) is proprietary to Morningstar and/or its content providers; (2) may not be copied or distributed; and (3) is not warranted to be accurate, complete or timely. Neither Morningstar nor its content providers are responsible for any damages or losses arising from any use of this information.

Firm Information: Meeder Investment Management, Inc. is a diversified financial services firm that has been managing assets since 1974 at its offices in Columbus, Ohio. The company manages a series of mutual funds known as the Meeder Funds through its registered investment adviser, Meeder Asset Management, which is paid a fee for its services. Meeder Portfolios are managed accounts comprised of Meeder Funds. The Portfolios are not mutual funds or other commingled investment vehicles registered with the Securities and Exchange Commission. Meeder Portfolios are managed by Meeder Advisory Services, a registered investment adviser. An affiliate, Meeder Asset Management, Inc., serves as the investment adviser to Meeder Funds and is paid a fee for its services. Meeder Funds are distributed by Adviser Dealer Services, Inc., an affiliated broker dealer, Member FINRA.

Call (866) 633-3371 or visit us online at
meederinvestment.com



MEEDER
INVESTMENT MANAGEMENT

MIP-FST (04/19)

Meeder Conservative

Objective

The Conservative Portfolio seeks to provide risk averse investors with an asset mix that experiences lower volatility of returns.

Investment Strategy

Utilizing Meeder Funds as the building blocks of a diversified portfolio, the Conservative Portfolio seeks to achieve its objective using a minimum exposure of 70% to fixed income securities and a maximum exposure of 30% to equity securities. In addition, by utilizing our Defensive Investing strategy, the portion of the portfolio that is allocated to our Defensive Growth strategy (30%) may at times be invested in fixed income and/or money market securities, which will result in a fixed income allocation between 70% and 100% of the total portfolio.

Top Equity Holdings

Microsoft Corp	0.62%
Apple Inc	0.58%
Amazon.com Inc	0.42%
Alphabet Inc Class C	0.37%
Berkshire Hathaway Inc B	0.34%
Cisco Systems Inc	0.30%
Verizon Communications In	0.28%
The Walt Disney Co	0.27%
Pfizer Inc	0.26%
Merck & Co Inc	0.26%

Top Fixed Income Holdings

TCW Emerging Markets Income I	4.58%
Dodge & Cox Income	4.56%
Frost Total Return Bond Inst	4.54%
Guggenheim Total Return Bond Instl	4.53%
DoubleLine Total Return Bond I	4.52%
Pioneer Bond Y	4.42%
iShares JP Morgan USD Em Mkts Bd ETF	3.69%
SPDR® Blmbg Barclays High Yield Bd ETF	2.73%
iShares iBoxx \$ High Yield Corp Bd ETF	2.72%
Lord Abbett High Yield I	2.53%

Average Annual Total Returns

	YTD	1 Year	3 Year	5 Year	Inception Date
Conservative	3.67%	2.59%	4.70%	2.89%	12/31/2009
Benchmark	5.70%	4.46%	5.36%	4.14%	—

The performance data shown represents past performance, which does not guarantee future results. The investment return and principal value of an investment will fluctuate so that an investor's shares, when redeemed, may be worth more or less than their original cost. The performance data shown is for the Meeder composite portfolio, your portfolio may experience different results from those shown here, and current performance of the composite may be lower or higher than the performance data quoted.

Expense Ratios

Net	0.77%	Gross	1.41%
-----	-------	-------	-------

Weighted gross and net expense ratios for the funds in the portfolio

Underlying Funds



Meeder Conservative Allocation Fund	50%
Meeder Total Return Bond Fund	25%
Meeder Moderate Allocation Fund	13%
Meeder Balanced Fund	12%

Morningstar Style Box

Value	Blend	Growth	
29	27	24	Large
6	4	4	Mid
3	2	1	Small

Fixed Income Style Box

Short	Interm.	Long	
2	5	3	Gov't Agency U.S. Treasury
6	50	0	Inv. Grade Bond
4	16	14	High Yield/ Global Bond

Average Duration: 5.1 Years

Composite: The Meeder Conservative Portfolio created on March 12, 2015, which includes all fully discretionary accounts managed consistently with the model for Meeder clients or third-party investment advisors for whom Meeder acts as a sub-advisor. The composite does not include assets for programs in which Meeder provides a model allocation, but does not have discretionary investment authority.

Composite Performance: Investment performance assumes reinvestment of all dividend and capital gain distributions. Returns for periods less than one year are not annualized. Performance is calculated in U.S. dollars and is presented net of all fees including the internal expenses of the Meeder Funds included in the Portfolio. The inception date for Composite Performance is December 31, 2009. Additional supplemental information may be separately presented for prior years based on model portfolio performance.

Composite Fees: Meeder does not charge a separate fee for managing the Portfolios; however, each Fund within the Portfolio contains a management fee within its expense ratio. The Weighted Gross Expense Ratio reflects the weighted operating expense ratio of the funds in the portfolio gross of voluntary fee waivers or expense reimbursements. The Weighted Net Expense Ratio is the weighted net expense ratio of the funds as set forth in the fund's most recent annual report, which includes the effect of voluntary and contractual fee waivers and expense reimbursements. Without these waivers, performance would have been lower.

Composite Benchmark: The benchmark used for comparison is comprised of 49% **Lipper Intermediate Investment Grade Bond Index**, 18% **Lipper S&P 500 Fund Index**, 12% **Lipper Money Market Fund Index**, 7% **Lipper Intermediate U.S. Government Index**, 7% **Lipper High Current Yield Bond Index**, 7% **Lipper Emerging Markets Debt Fund Index**. The benchmark is rebalanced monthly. Lipper Indexes are based on the 30 largest funds by asset size within the Lipper objective and do not include multiple share classes of similar funds. The **Lipper S&P 500 Fund Index** consists of funds that are passively managed limited-expense funds designed to replicate the performance of the Standard & Poor's 500 Index on a reinvested basis. The **Lipper Money Market Fund Index** consists of funds that invest in high-quality financial instruments rated in the top two grades with dollar-weighted average maturities of less than 90 days. **Lipper Intermediate Investment Grade Bond Index** consists of funds that invest at least 85% in domestic investment-grade debt issues with any remaining investment in non-benchmark sectors such as high-yield, global, and emerging market debt. These funds maintain dollar-weighted average maturities of five to ten years. The **Lipper Intermediate U.S. Government Index** consists of funds that invest primarily in securities issued or guaranteed by the U.S. government, its agencies, or its instrumentalities, with dollar-weighted average maturities of five to ten years. The **Lipper High Current Yield Bond Index** consists of funds that aim at high (relative) current yield from fixed income securities, have no quality or maturity restrictions, and tend to invest in lower-grade debt issues. The **Lipper Emerging Markets Debt Index** consists of funds that seek either current income or total return by investing at least 65% of total assets in emerging market debt securities, where "emerging market" is defined by a country's GNP per capita or other economic measures. These funds intend to keep constant net asset value.

Risk Disclosure: The Composite is invested in Meeder Funds. Some funds routinely utilize equity index futures to equitize cash positions in the portfolio. The Spectrum Fund regularly utilizes short positions to achieve its investment objectives and may utilize leverage. Carefully consider the investment objectives, risks and expenses of the component funds before investing. The prospectus contains this and other information about the funds.

Compliance Statement: Meeder Investment Management, Inc. claims compliance with the Global Investment Performance Standards (GIPS®). A completed list of all composite descriptions managed by the firm or GIPS compliant presentation for any composite is available upon request.

Morningstar Disclosure: Equity style box analysis provided by Morningstar®. The style box reveals a portfolio's investment style. For equity funds the vertical axis shows the market capitalization of the stocks owned and the horizontal axis shows investment style (value, blend, or growth). For fixed-income funds, the vertical axis shows the credit quality of the bonds owned and the horizontal axis shows interest rate sensitivity as measured by a bond's effective duration (limited, moderate, or extensive).

©2019 Morningstar, Inc. All Rights Reserved. The Morningstar information contained herein: (1) is proprietary to Morningstar and/or its content providers; (2) may not be copied or distributed; and (3) is not warranted to be accurate, complete or timely. Neither Morningstar nor its content providers are responsible for any damages or losses arising from any use of this information.

Firm Information: Meeder Investment Management, Inc. is a diversified financial services firm that has been managing assets since 1974 at its offices in Columbus, Ohio. The company manages a series of mutual funds known as the Meeder Funds through its registered investment adviser, Meeder Asset Management, which is paid a fee for its services. Meeder Portfolios are managed accounts comprised of Meeder Funds. The Portfolios are not mutual funds or other commingled investment vehicles registered with the Securities and Exchange Commission. Meeder Portfolios are managed by Meeder Advisory Services, a registered investment adviser. An affiliate, Meeder Asset Management, Inc., serves as the investment adviser to Meeder Funds and is paid a fee for its services. Meeder Funds are distributed by Adviser Dealer Services, Inc., an affiliated broker dealer, Member FINRA.

Call (866) 633-3371 or visit us online at
meederinvestment.com



MEEDER
INVESTMENT MANAGEMENT

MIP-FST (04/19)